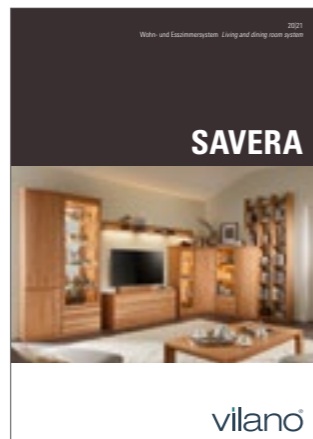


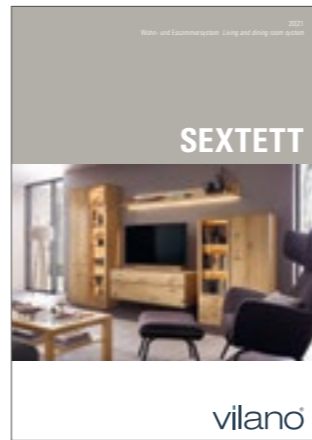
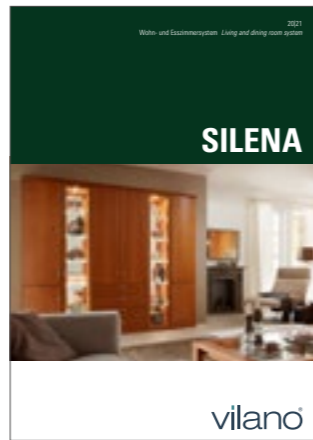
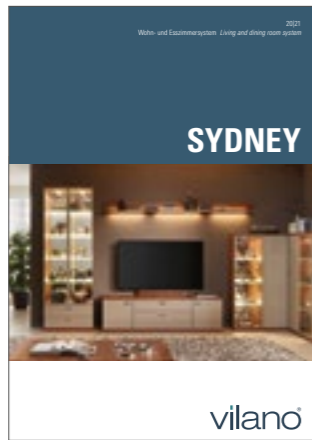



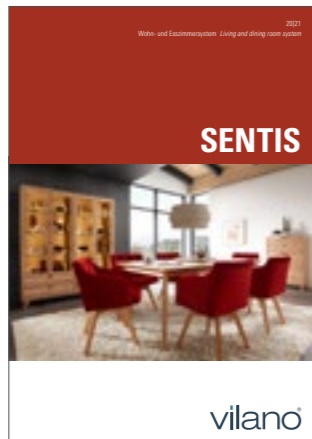
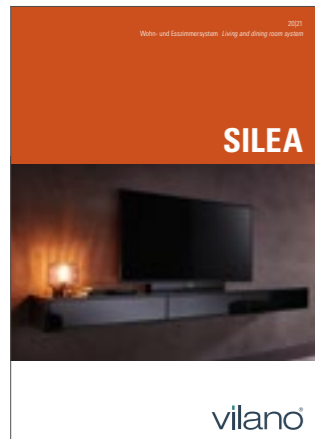






SILENA





Planungsbeispiele *Planning examples*



4–25

4–5

6–11

12–17

18–21

22–25

Exterior – stilgebende Elemente *Exterior – style elements*

Material, Oberfläche & Farbe *Materials, finish & colour*

26

Griffe *Handles*

26

Stoff- und Lederkollektionen *Upholstery collections*

27

Beispielartikel *Sample articles*

28–29

Interior – Komfort und Ausstattung *Interior – Comfort and features*

30–31

Legende *Legend*

Breite *Width*



Höhe *Height*



Tiefe *Depth*



Lack matt *Lacquer matt*



Lack hochglänzend *High-gloss lacquer*



Holz *Wood*



Stoff *Fabric*



Leder *Leather*



Kunstleder *Artificial leather*



Griff *Handle*



Klarglas *Clear glass*



Satiniertes Glas *Frosted glass*






4-5

- 15575 Highboard *Highboard*
 ↗ 255,0 cm ↘ 150,4 cm ↙ 40,4 cm
 R4 – Lack cashmere *White lacquer* ◇
 ↘ G2 – Edelstahlfarbig *Stainless steel look*
- 8327 Couchtisch *Coffee table*
 ↗ 118,0 cm ↘ 45,0 cm ↙ 73,0 cm
 ES – Eiche sand *Sand oak* ◇
- 15574 Wohnkombination *Living room combination*
 ↗ 345,0 cm ↘ 220,8 cm ↙ 50,0 cm;
 R4 – Lack cashmere *White lacquer* ◇
 ↘ G2 – Edelstahlfarbig *Stainless steel look*

R4

ES










6-7

- 15508 Sideboard *Sideboard*
 ↳ 240,0 cm ↳ 97,6 cm ↳ 50,0 cm
 KB – Kirschbaum *Cherry* 
 ↳ T4 – Edelstahlfarbig *Stainless steel look*
- 8397 Couchtisch mit Klarglasplatte *Coffee table with clear glass top*
 ↳ 93,0 cm ↳ 45,0 cm ↳ 93,0 cm
 KB – Kirschbaum *Cherry* 
 Tischplatte Klarglas *Table top in clear glass* 
- 15539 Wohnkombination *Living room combination*
 ↳ 375,0 cm ↳ 220,8 cm ↳ 50,0 cm
 KB – Kirschbaum *Cherry* 
 ↳ T4 – Edelstahlfarbig *Stainless steel look*

8-9

- 15573 Vitrine *Display cabinet*
 ↳ 240,0 cm ↳ 220,8 cm ↳ 40,4 cm
 KB – Kirschbaum *Cherry* 
 ↳ G2 – Edelstahlfarbig *Stainless steel look*
- 8396 Couchtisch *Coffee table*
 ↳ 118,0 cm ↳ 45,0 cm ↳ 73,0 cm
 KB – Kirschbaum *Cherry* 
- 8276 Ablage für Couchtisch 8396 *Shelf for coffee table 8396*
 KB – Kirschbaum *Cherry* 
- 15572 Wohnkombination *Living room combination*
 ↳ 330,0 cm ↳ 220,8 cm ↳ 50,0 cm
 KB – Kirschbaum *Cherry* 
 ↳ G2 – Edelstahlfarbig *Stainless steel look*

10

- 15188 Regalkombination *Shelf combination*
 ↳ 269,5 cm ↳ 250,0 cm ↳ 47,8 cm
 KB – Kirschbaum *Cherry* 
 ↳ G2 – Edelstahlfarbig *Stainless steel look*



KB







12-13

15538 Wohnkombination *Living room combination*
 ↳ 353,7 cm ↳ 250,0 cm ↳ 50,0 cm
 ES – Eiche sand *Sand oak*
 ↳ T4 – edelstahlfarbig *stainless steel look*

8327 Couchtisch *Coffee table*
 ↳ 118,0 cm ↳ 45,0 cm ↳ 73,0 cm
 ES – Eiche sand *Sand oak*
 Tischplatte Klarglas *Table top in clear glass*

14-15

15202 Wohnkombination *Living room combination*
 ↳ 285,0 cm ↳ 220,8 cm ↳ 56,4 cm
 ES – Eiche sand *Sand oak*
 ↳ G2 – Edelfarbig *Stainless steel look*

15191 Eckkombination *Corner combination*
 ↳ 265,8 cm ↳ 250,0 cm ↳ 40,4 cm
 ES – Eiche sand *Sand oak*
 ↳ G2 – Edelfarbig *Stainless steel look*

8328 Couchtisch *Coffee table*
 ↳ 93,0 cm ↳ 45,0 cm ↳ 93,0 cm
 ES – Eiche sand *Sand oak*


16.1

8328 Couchtisch *Coffee table*
 ↳ 93,0 cm ↳ 45,0 cm ↳ 93,0 cm
 ES – Eiche sand *Sand oak*

freie Wohnkombination *Living room combination*
 Planung ↳ 330,0 cm ↳ 220,8 cm ↳ 56,4 cm
 ES – Eiche sand *Sand oak*
 ↳ G2 – Edelfarbig *Stainless steel look*

16.2

freie Vitrine *Display cabinet*
 Planung ↳ 225,0 cm ↳ 220,8 cm ↳ 40,4 cm
 ES – Eiche sand *Sand oak*
 ↳ G2 – Edelfarbig *Stainless steel look*








18-19

- 15446 Wohnkombination *Living room combination*
 ↳ 330,0 cm ↳ 220,8 cm ↳ 56,4 cm
 LW – Lack weiß *White lacquer* ◇
 ↳ G2 – Edelstahlfarbig *Stainless steel look*
- 8204 Couchtisch mit Klarglasplatte *Coffee table with clear glass top*
 ↳ 120,0 cm ↳ 45,0 cm ↳ 75,0 cm
 LW – Lack weiß *White lacquer* ◇
 Tischplatte Klarglas *Table top in clear glass* ◇
- 9552 Sideboard *Sideboard*
 ↳ 225,0 cm ↳ 80,0 cm ↳ 50,0 cm
 LW – Lack weiß *White lacquer* ◇
 ↳ G2 – Edelstahlfarbig *Stainless steel look*

20

- 6237 Vitrine *Display cabinet*
 ↳ 165,0 cm ↳ 220,8 cm ↳ 40,4 cm
 LW – Lack weiß *White lacquer* ◇
 ↳ T4 – Edelstahlfarbig *Stainless steel look*
- 90621 Stuhl R1 *Chair R1*
 ↳ 44,0 cm ↳ 94,0 cm ↳ 60,0 cm
 LW – Lack weiß *White lacquer* ◇
 E5 – Stoff *Fabric Softness Chamois* ▨
- 90357 Esstisch *Dinner table*
 ↳ 178,0 cm ↳ 75,0 cm ↳ 95,0 cm
 LW – Lack weiß *White lacquer* ◇
- 91611 Stuhl R1 mit Armlehne *Chair R1 with armrest*
 ↳ 54,0 cm ↳ 94 cm ↳ 60,0 cm
 LW – Lack weiß *White lacquer* ◇
 E5 – Stoff *Fabric Softness Chamois* ▨
- 8927 Wandbord *Wall shelf*
 ↳ 225,0 cm ↳ 17,0 cm ↳ 18,8 cm
 LW – Lack weiß *White lacquer* ◇
- 15500 Sideboard *Sideboard*
 ↳ 225,0 cm ↳ 97,6 cm ↳ 50,0 cm
 LW – Lack weiß *White lacquer* ◇
 ↳ T4 – Edelstahlfarbig *Stainless steel look*







22-23

- 15472 Highboard *Highboard*
 ↳ 240,0 cm ↳ 150,4 cm ↳ 40,4 cm
 NN – Nussbaum nova *Walnut nova*
 ↳ T4 – Edelstahlfarbig *Stainless steel look*
- 8327 Couchtisch mit Klarglasplatte *Coffee table with clear glass top*
 ↳ 118,0 cm ↳ 45,0 cm ↳ 73,0 cm
 NN – Nussbaum nova *Walnut nova*
 Tischplatte Klarglas *Table top in clear glass*
- 15539 Wohnkombination *Living room combination*
 ↳ 375,0 cm ↳ 220,8 cm ↳ 50,0 cm
 NN – Nussbaum nova *Walnut nova*
 ↳ T4 – Edelstahlfarbig *Stainless steel look*

24.1

- 5406 Vitrine *Display cabinet*
 ↳ 240,0 cm ↳ 220,8 cm ↳ 40,4 cm
 NN – Nussbaum nova *Walnut nova*
 ↳ G2 – Edelstahlfarbig *Stainless steel look*
- 91607 Stuhl R2 *Chair R2*
 ↳ 47,6 cm ↳ 90,5 cm ↳ 55,5 cm
 NN – Nussbaum nova *Walnut nova*
 2D – Kunstleder *Artificial leather* Boledo Bordeaux
- 90975 Esstisch *Dinner table*
 ↳ 190,0 cm ↳ 77,0 cm ↳ 95,0 cm
 NN – Nussbaum nova *Walnut nova*
- 91611 Stuhl R2 mit Armlehne *Chair R2 with armrest*
 ↳ 54,8 cm ↳ 90,5 cm ↳ 57,5 cm
 NN – Nussbaum nova *Walnut nova*
 2D – Kunstleder *Artificial leather* Boledo Bordeaux
- 15186 Hängesideboard *Hängesideboard*
 ↳ 240,0 cm ↳ 63,0 cm ↳ 50,0 cm
 NN – Nussbaum nova *Walnut nova*
 ↳ G2 – Edelstahlfarbig *Stainless steel look*

24.2

- 15471 Regalkombination *Shelf combination*
 ↳ 266,6 cm ↳ 250,0 cm ↳ 48,7 cm
 LG – Lack graphit *Graphite lacquer*
 NN – Nussbaum nova *Walnut nova*
- 92657 Stuhl R3 *Chair R3*
 ↳ 56,0 cm ↳ 82,5 cm ↳ 59,0 cm
 NN – Nussbaum nova *Walnut nova*
 1N – Leder *Leather* Hermes Sand


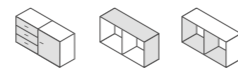


NN

2D

1N

LG



Front + Korpus *Front + Carcass*

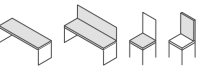
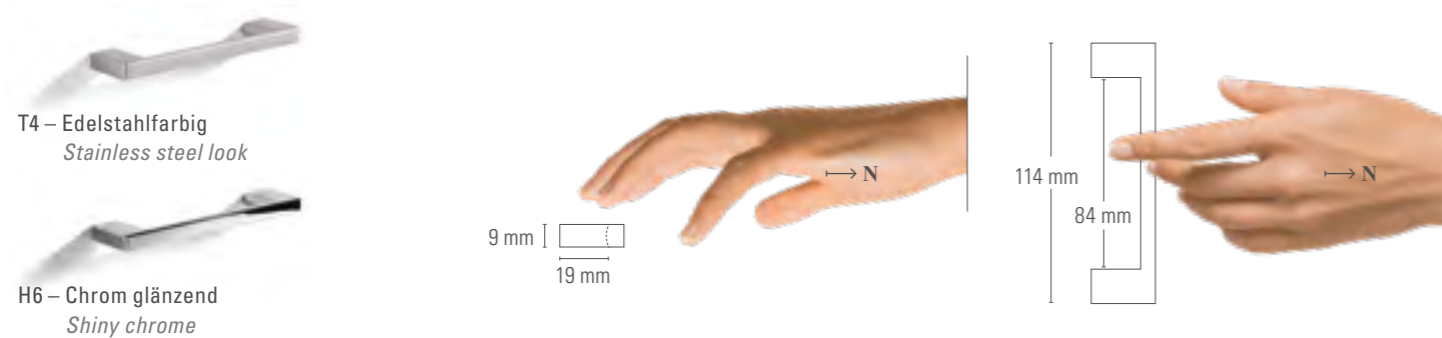
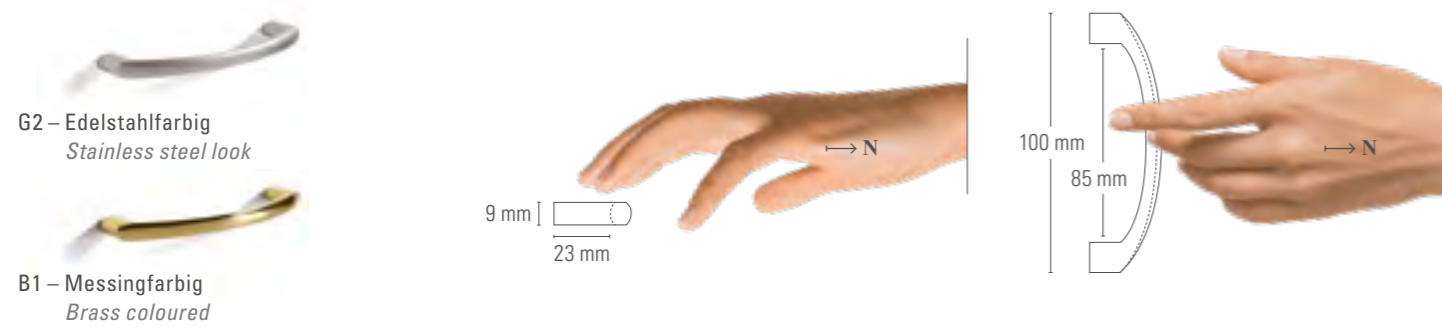
Alle Lacke matt
All finishes are matt

- | | | |
|------------------------------------|--|---|
| ES Eiche sand <i>Sand oak</i> | KB Kirschbaum <i>Cherry</i> | NN Nussbaum nova <i>Walnut nova</i> |
| LW Lack weiß <i>White lacquer</i> | LC Lack crema <i>Crema lacquer</i> | R4 Lack cashmere <i>Cashmere l.</i> |
| P6 Lack taupe <i>Taupe lacquer</i> | LH Lack platingrau <i>Platinum grey l.</i> | LG Lack graphit <i>Graphite lacquer</i> |

LT Lack terra *Terra lacquer*

Innenausführung: Dekor *Interior finish: Décor*


Griffe *Handles*



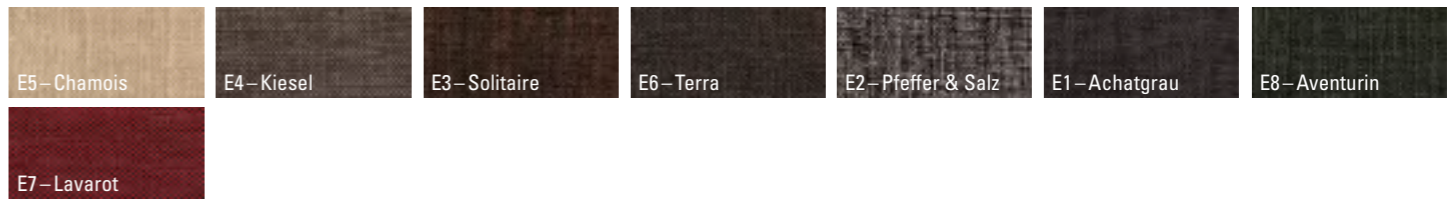
Kunstleder BOLEDO *Artificial leather BOLEDO*



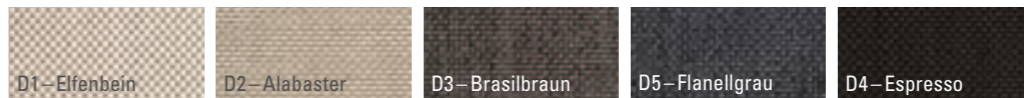
Stoff MELLOW *Fabric MELLOW*



Stoff SOFTNESS *Fabric SOFTNESS*



Stoff ALGIR *Fabric ALGIR*



Velours CLOUD *Velours CLOUD*



1 R Unterteile <i>lower elements</i>			1 R Kompakt-Unterteile <i>compact lower elem.</i>			1,5 R Elemente* <i>elements*</i>			2 R Elemente* <i>elements*</i>																				
B H T	W H D		45 40 56	60 40 56	120 40 56	180 40 56	120 40 56	120 40 58	180 40 58	45 62 40	45 62 40	75 62 40	45 62 40	60 62 50	60 62 50	45 80 40	45 80 40	75 80 40	60 80 40	45 80 40	60 80 40								
Breite	width		60	60-90	105-135	180	60-135	120	150	60	60	90	45-135	60-105	60-90	60	60	90	45-120	37,5-60	45-75								
3 R Elemente* <i>elements*</i>			4 R Elemente* <i>elements*</i>																										
B H T	W H D		45 115 40	45 115 40	45 115 40	75 115 40	60 115 40	45 115 40	75 115 40	45 115 40	60 115 40	75 115 40	45 150 40	45 150 40	75 150 40	45 150 40	45 150 40	90 150 40	45 150 40	75 150 40	90 150 40								
Breite	width		60	37,5-60	60	90	45-120	60	90	60	45-75	45-75	60	37,5-60	90	60	60	75	60	90	75								
4 R Elemente* <i>elements*</i>			4 R Zwischenbauelemente <i>intermediate elements</i>			5 R Elemente <i>elements</i>			6 R Elemente <i>elements</i>																				
B H T	W H D		45 150 40	75 150 40	45 150 40	60 150 40	90 150 40	60 150 40	45 150 40	45 185 40	45 185 40	45 185 40	45 185 40	45 185 40	60 185 40	75 185 40	75 185 40	75 185 40	45 221 40	45 221 40	45 221 40	45 221 40	45 221 40	45 221 40					
Breite	width		37,5-60	90	60	45-75	90	45-150 40	45-150 40	37,5-60	37,5-60	60	60	45-75	90	90	90	90	60	37,5	37,5-60	60	45-75	60					
6 R Elemente <i>elements</i>			Kleiderschränke <i>wardrobes</i>			Solitärvitrine <i>cabinet</i>			6 R Zwischenbauelemente <i>intermediate elements</i>			Mediensäule <i>Media column</i>																	
B H T	W H D		45 221 40	75 221 40	75 221 40	75 221 40	60 221 40	75 221 40	75 221 40	77x77 62-221 40	90 221 40	105 221 40	45 221 62	90 221 62	60x60 221 28	60 221 40	45 221 40	63 221 40	120 221 58	113 221 50									
Breite	width		60	90	90	45-75	90	90	87x87 62-221 40	90	90	90	45-75	90	71x71 221 28	45-75	30-75	63	120	113									
Zwischenbauelem. <i>intermediate elem.</i>			4 R Zwischenbauelemente <i>intermediate elements</i>			Wangen <i>side plates</i>			Regalzeilen <i>shelf unit</i>			SK-Einsatz <i>drawer insert</i>			1 R Hängeelemente <i>hanging elements</i>			1 R Hängeelemente* <i>hanging elements*</i>			1,5 R Hängeelemente <i>hanging elements</i>			2 R Hängeelemente <i>hanging elements</i>			3 R Hängeelemente <i>hanging elements</i>		
B H T	W H D		120 38 34	120 22 34	90 38 34	45 143 34	45 143 34	75 143 34	3 30-428 24 35	30 216 24 34	27,1 33 34	90 38 35	60 63 40	45 63 40	75 63 40	45 81 40	45 81 40	90 81 40	45 116 36	37,5 116 36									
Breite	width		120	120	90	45-143 34	45-143 34	75-143 34	3-428 24 35	27,1-75	27,1-75	90-135	45	45-120	90	60	37,5-60	75	60	37,5-60									
3,5 Hängeelemente <i>hanging elements</i>			4 R Hängeelemente <i>hanging elements</i>			Wandbörde <i>wall boards</i>			Wandspiegel <i>wall mirrors</i>			Schreibplatten <i>writing plates</i>			Couchtische <i>coffee tables</i>			Esstische <i>dinner tables</i>			Stuhl-System R1 <i>chair system R1</i>			Stuhl-System R2 <i>chair system R2</i>					
B H T	W H D		45 134 36	75 134 36	75 134 36	45 151 36	75 151 36	60 17 19	2R = H81 6	120 5 49	75 120 45 75	148 75 95	140 75 95	Die detaillierten Vermaßungen und Ausführungen der Stühle entnehmen Sie bitte der aktuellen Preis-/Typenliste. Please find the chairs' detailed dimensions in our current price/type list.															
B H T	W H D		B W 60	B W 90	B W 90	B W 37,5-60	B W 90	B W 60-240	2,5R = H98 6	B W 75-240	95 45 95	B W 148-208	B W 140-190																
B H T	W H D					B W 60-240						100 45 65																	

* Auch in Komforttiefe 50 cm erhältlich - Alle Angaben in cm - Für einen vollständigen Überblick über alle lieferbaren Typen wenden Sie sich bitte an den Fachhandel - Abweichung im Design, in technischer Ausführung und
* Also available in comfort depth of 50 cm - All specifications in cm - For a complete overview of all available types please contact an authorised dealer - Subject to changes in design, technical execution and printing errors.

Druckfehler vorbehalten; Grundlage aller Lieferungen ist unsere Preis-/Typenliste.
All deliveries based on our price/type list.

R=Rasterhöhe grid

*Die Leuchten enthalten LED-Lampen, die innerhalb der Energieklasse A bis A++ liegen. Die LED-Lampen können nicht ausgetauscht werden.
*The lamp is equipped with energy class A to A++ LEDs. The LEDs cannot be replaced.



SILENA

